

Dialogannahme

FORD

Version 2024.05.04 – Prices on request

Wheel aligner Easy 3D+ | X-OEM Version

Wheel Alignment with 3D technology - High speed, high precision and easy to use | Cable version | with cabinet, HighPerformance PC, 27" monitor and printer | incl. lift adapter, cable set, turntable Standard, wheel clamps and OEM magnetic clamp

Article number: 1 690 700 077



NEW: Now with SmartTest - Quick alignment check with printout in under 90 seconds

- Highly automated routine
- Automatic target recognition
- Automated printout of protocol and reset for next vehicle check

Perfectly integrated in ADAS calibration and head light testing:

- The space in front of the lift can be used for the ADAS calibration jig and head light tester
- Permanent self-check and precise ADAS calibration jig orientation to the thrust vehicle's thrust angle
- No need for extra cameras, cables, clamps or targets required for ADAS calibration

Best in class: +/- 2 minute accuracy

- Engineered and produced in Germany
- No fixed position for targets on the vehicle eliminates room for error
- Plug & play: no calibration required for installation or for exchanging targets
- Space-saving and easy storage of sensor heads on wall mount kit
- Beissbarth DualView camera system for ultimate control, especially of complex chassis
- OEM magnetic clamps for safe mounting on the wheel

Highly repeatable initial measurement

- Rolling or driving run-out compensation at ground level
- Three selectable measurement routines: program-driven, quick measurement, choice-free access to single-value check

Sophisticated software for maximum measurement and adjustment efficiency

- Real-time display of measured values combined with vehicle specs
- Visually animated adjustment instructions for third-party vehicles
- Several languages as standard for staff from all over the world
- ASA network ready

- Cable version

Scope of delivery:

- Sensor head with DualView camera technology
- +Software with SmartTest and ADAS calibration option
- Target boards
- Vehicle specs database
- Cabinet
- HighPerformance PC
- 27" Monitor
- Printer
- Multi-Fit wheel camp 13" - 22" with standard and Softline claws
- OEM magnetic clamp
- Lift adapter
- Cable set, 15 m
- Turntable Standard, without electronics
- Remote control
- Brake pedal depressor and steering wheel holder

Q.Lign

Web-based 3D wheel aligner with Q.Grips without rim contact and Auto ID target boards

Article number: 1 690 200 001



The World's most innovative Wheel aligner

Q.Lign is our answer to an increasingly digital and fast-paced world: ultra fast, compact, connected

World's First Web-based wheel aligner

- Compact web-based technology creates more space by replacing the need for trolley with PC
- Stream-to-X: Directly display the software on any TV, PC, laptop or smartphone
- Unleash the full power of connectivity by integrating Q.Lign into your daily workshop processes and systems

Get all the speed you want without compromising on accuracy

- Ultra fast software with optimized workflow of the complete alignment process
- Q.Grip wheel clamps mounted in seconds, without any rim contact

Full mobility, infinite possibilities

- Completely wireless thanks to high performance Li-Ion batteries
- Installation on any alignment lift type, above and inground
- Runout compensation in any lift height, from zero to top position
- Permanently use the space in front of the lift for headlight testing and ADAS calibration

Work smarter, not harder

- Get values the second the targets are recognized to immediately spot vehicles involved in accidents
- Measure with any target on any wheel position to save time

and eliminate user error

- Active lift control: Our recipe for success for straight steering wheels
- Have the values always in sight from under the vehicle with the four OLED screens on the sensor heads

Putting the customer first

- Easy to understand printouts
- Theme-based printouts (e.g. accident report) instead of one size fits all
- Measurement of all common wheel alignment angles, including vehicle dimensions for easy detection of vehicles involved in accidents

Scope of delivery:

- 2 compact Q.Lign sensor heads with OLED displays
- Display module for direct streaming to TV, PC, laptop or tablet
- Tablet
- 2 Li-Ion batteries with charging station
- 4 Q.Grips without rim contact
- 4 targets with auto-identification
- New Generation Software
- Extensive target database
- Lift adaption
- Wall board for storage of sensor heads and battery charger
- Steering wheel and brake pedal lock
- Front turnplates

Q.Lign | Excellence

Web-based 3D wheel aligner with Q.Grips without rim contact and Auto ID target boards

Article number: 1 690 200 002



The World's most innovative Wheel aligner

Q.Lign is our answer to an increasingly digital and fast-paced world: ultra fast, compact, connected

World's First Web-based wheel aligner

- Compact web-based technology generates results instantly
- Stream-to-X: Directly display the software on any TV, PC, laptop or smartphone
- Unleash the full power of connectivity by integrating Q.Lign into your daily workshop processes and systems

Get all the speed you want without compromising on accuracy

- Ultra fast software with optimized workflow of the complete alignment process
- Q.Grip wheel clamps mounted in seconds, without any rim contact

Full mobility, infinite possibilities

- Completely wireless thanks to high performance Li-Ion batteries
- Installation on any alignment lift type, above and inground
- Runout compensation in any lift height, from zero to top position
- Permanently use the space in front of the lift for headlight testing and ADAS calibration

Work smarter, not harder

- Get values the second the targets are recognized to immediately spot vehicles involved in accidents
- Measure with any target on any wheel position to save time and eliminate user error

- Active lift control: Our recipe for success for straight steering wheels
- Have the values always in sight from under the vehicle with the four OLED screens on the sensor heads

Putting the customer first

- Easy to understand printouts
- Theme-based printouts (e.g. accident report) instead of one size fits all
- Measurement of all common wheel alignment angles, including vehicle dimensions for easy detection of vehicles involved in accidents

Scope of delivery:

- 2 compact Q.Lign sensor heads with OLED displays
- Trolley with display module, 27" monitor and printer
- 2 Li-Ion batteries with charging station
- 4 Q.Grips without rim contact
- 4 targets with auto-identification
- New Generation Software
- Extensive target database
- Lift adaption
- Steering wheel and brake pedal lock
- Front turnplates

Headlight testing device MLD 815 Ford

Beissbarth MLD 815 Ford - Digital headlight measurement and adjustment according Ford requirements

Article number: 1 692 104 338



Headlight testing system MLD 815 with Ford homologation

- Homologated headlight testing system for Ford workshops
- Alignment to the vehicle center line according Ford requirements: with laser module and rear target post
- Including developed software function for glare-free high beam system (ILS / GFHB) built into Ford models

Alignment kit for alignment on the vehicle center line (Ford requirement)

- Exact alignment to the vehicle center line: with laser module and rear target post
- Designed for Ford vehicles with glare-free high beam, usable for all manufacturers vehicles to increase the precision
- Attached to the rear of the vehicle using magnets or suction cups
- Fine adjustment for exact positioning to the vehicle center
- High quality, highly visible, green vertical laser
- Low laser class - 1M

Note: Rail system is mandatory to use this alignment solution (Ford requirement)

German Road Traffic Type-Approval Law StVZO § 29 general-inspection headlight-test directive: MLD 815 Ford can be calibrated according to the legal requirements

- TÜV certificate in line with StVZO § 50 - TPN 10010 1161: MLD 815 Ford is TÜV-certified by prototype technical release examination in accordance with the directives for testing headlight adjustment/test equipment (German Road Traffic Type-Approval Law StVZO §50 paragraph 5).
- The vehicle center line alignment with pendulum is considered in the type approval certificate.
- The alignment (leveling) of the MLD 815 Ford on the testing bay corresponds to the latest requirements

- Two-dimensional spirit level for horizontal leveling of the optical box
- Levelable 3-Wheel base system fitting for all common rail systems
- Levelable rail system for above and inground installation (3 m) as optional available accessory


Digital headlight testing with MLD 815: intelligent, fast and precise

- Cross- and alignment laser for precise positioning
- For all light sources (Xenon, Bi-Xenon, LED, Bi-LED, Halogen) and glare-free high-beam systems (Dynamic Light Assist - DLA, Matrix, ILS Ford)
- All types of vehicles (passenger cars, trucks, motorcycles)
- All types of headlights (main headlights, fog lamps, auxiliary lamps)
- CMOS camera for real-time digital image processing
- Built-in printer
- Measurement results in real time
- Comparison between measured and limit values and unambiguous red/green evaluation
- Precise definition of the cut-off line without disrupting blue fringe
- Digital LCD colour display (5.7") with 262,000 colours
- Touch-screen function (operation with gloves is possible)
- Intuitive and simple user guidance
- Visual and acoustic signals support the measurement procedure
- Menu featuring 7 languages
- Operating panel can be rotated by 180° for different areas of application (e.g. for general inspections or for the adjustment at the workshop)
- Independent operation thanks to battery - Storage battery Alignment laser 3 x Mignon AA 1.5 V - Storage battery Alignment laser vertical 4 x Mignon AA 1.5 V
- Measuring height (optical center): 24 - 145 cm

Tyre diagnosis system | Ford | Above ground

Automatic tyre tread measurement system with crossing speed up to 8 km/h | Easy Tread for above ground installation

Article number: 1 691 200 037



The tyres are the only contact points between a vehicle and the road. The quality of this bonds decides how safely the vehicle can be accelerated and braked. Especially aquaplaning can only be avoided by sufficient tread depth. This is why checking tread wear is a mandatory item of all statutory safety inspection. At the same time, uneven tread wear is a clear indication for a workshop that a wheel alignment should be considered - and that a wheel alignment check should be proposed to the customer.

- The Easy Tread needs only few seconds to calculate the tyre's tread depths of a vehicle
- Clear display of tyre tread depth and wear information, within short time
- Recommended action are displayed (for the vehicle and/or the tyre)
- Crossing speed up to 8 km/h
- Can be integrated above ground in the workshop
- High precision thanks to the larger wheel contact area
- Browser-based measurement results on smart TV, PC or tablet computer
- No PC needed (can be however used to manage Customer-data, measuring data and statistics)
- Interface to connect the device in a customer owner system, where the data can be transferred for further processing (option)
- No moving parts (low maintenance)
- Quality from Germany


Scope of delivery:

- Easy Tread modules incl. Drive-on ramps for above ground installation (measurement modules, drive-on ramps, LAN cables, main switch box, glass cleaner) (item no. 1 691 200 037)

Tyre diagnosis system | Ford | Inground

Automatic tyre tread measurement system with crossing speed up to 8 km/h | Easy Tread for inground installation

Article number: 1 691 200 036



The tyres are the only contact points between a vehicle and the road. The quality of this bonds decides how safely the vehicle can be accelerated and braked. Especially aquaplaning can only be avoided by sufficient tread depth. This is why checking tread wear is a mandatory item of all statutory safety inspection. At the same time, uneven tread wear is a clear indication for a workshop that a wheel alignment should be considered - and that a wheel alignment check should be proposed to the customer.

- The Easy Tread needs only few seconds to calculate the tyre's tread depths of a vehicle
- Clear display of tyre tread depth and wear information, within short time
- Recommended action are displayed (for the vehicle and/or the tyre)
- Crossing speed up to 8 km/h
- Can be integrated inground in the workshop
- High precision thanks to the larger wheel contact area.
- Browser-based measurement results on smart TV, PC or tablet computer
- No PC needed (can be however used to manage Customer-data, measuring data and statistics)
- Interface to connect the device in a customer owner system, where the data can be transferred for further processing (option)
- No moving parts (low maintenance)
- Quality from Germany


Scope of delivery:

- Easy Tread modules for inground installation (measurement modules, LAN cables, main switch box, glass cleaner) (item no. 1 691 200 036)

To be ordered additional:

- Foundation frame to be cemented in with filling pieces (item no. 1 691 200 010)
- Centre cover (item no. 1 691 202 069) - cover panel for inground version when used without EasyCam
- Centre cover (item no. 1 691 200 009) - cover panel for inground version when used with EasyCam

Wheel Alignment



Tyre diagnosis system | Ford | Inground
Article number: 1 691 200 036



Wheel aligner Easy 3D+ | X-OEM Version
Article number: 1 690 700 077



Q.Lign
Article number: 1 690 200 001




Q.Lign | Excellence
Article number: 1 690 200 002

Headlight testing



Headlight testing device MLD 815 Ford
Article number: 1 692 104 338

Tyre Diagnosis



Tyre diagnosis system | Ford | Above ground
Article number: 1 691 200 037

IMPORTANT NOTES

- Please notice: This list contains spare parts, too.
- Without instruction or assembly.
- Delivery ex works including packaging.

VERSION 2024.05.04 – PRICES ON REQUEST

- Starting from now all previous lists will lose their validity.
- Please read our general terms and conditions in the latest version before ordering; to be found under www.beissbarth.com.

Order number 1 693 602 008 **Print norm** BB XXX / XX.XX.2020 DE · Subject to technical and program changes, errors excepted.

Beissbarth Automotive Testing Solutions GmbH

Hanauer Straße 101
80993 Munich, Germany
sales@beissbarth.com
www.beissbarth.com

Telefon: +49-(0)89-14901-0
Telefax: +49-(0)89-14901-246

